



ELSEVIER

# Data-Driven Approaches to Enhance Research Strategy and Partnerships *- an Elsevier Perspective*

**Dr. Anders Karlsson**  
**Vice President, Global Strategic Networks**  
**Elsevier**

[a.karlsson@elsevier.com](mailto:a.karlsson@elsevier.com)

with support from  
Yuhri Ishizaki, Global Strategic Networks

UIDP Europe, June 13, 2023



# The World of R&D in 2022

\$2.5 trillion invested in R&D

Sweden punch above it's weight

3.5 % of GDP in R&D

0.13% of global population

1.3% of global scholarly output



# Content of Talk

- “Not just a publisher” – introducing Elsevier
- Analytics around Swedish Institutions
- Benchmarking competitiveness of cities




# Elsevier at a glance

Elsevier has partnered with the science community for 140 years to curate and verify knowledge. Now, growing from our roots in publishing, we provide analytical solutions to serve the needs of science, technology and health. As an **information analytics business**, we provide solutions and digital tools for strategic research management, R&D performance, clinical decision support and more.

## Primary Publishing

### THE LANCET



### One Earth



## Analytics for decision makers



## Partnerships for the SDGs




[www.elsevier.com/about/partnerships](http://www.elsevier.com/about/partnerships)

# Research Intelligence for Assessment & Strategy



# University Research Strategy



- Know & build your strengths
- Know who to partner with
- Execute and follow-up!

**Poll 1:**

**Do you feel you know all your institutions data with respect to Industry-Academia collaborations?**

**If Yes, raise your hand!**



# All for one, One for all... Stockholm Trio



**Karolinska  
Institutet**



**KUNGL  
TEKNISKA  
HÖGSKOLAN**



**Stockholm  
University**



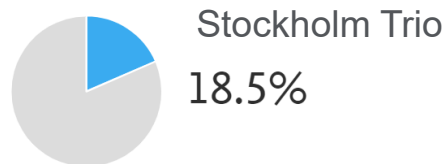


# Overview of Research by Stockholm Trio 2017-2021

## Outputs in Top Citation Percentiles ⓘ

Publications in top 10% most cited worldwide

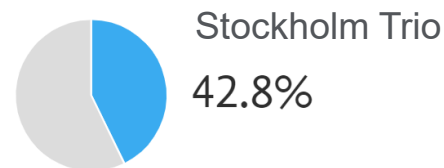
Show as field-weighted



## Publications in Top Journal Percentiles ⓘ

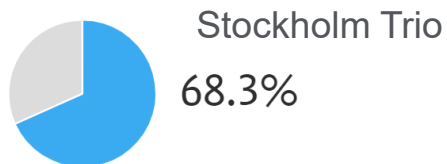
Publications in top 10% journals

by [CiteScore Percentile](#)



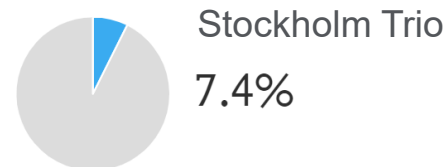
## International Collaboration ⓘ

Publications co-authored with Institutions in other countries/regions

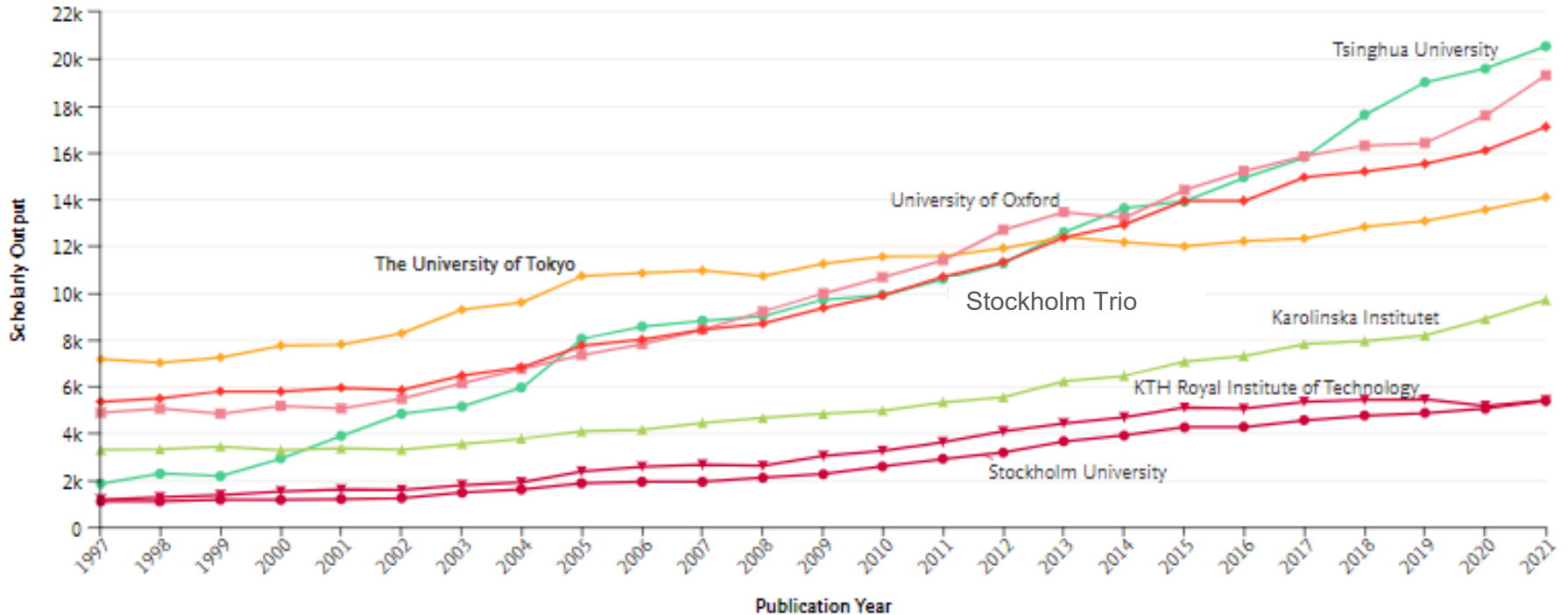


## Academic-Corporate Collaboration ⓘ

Publications with both academic and corporate affiliations



# Scholarly Output of Some Stockholm Comparators



# Which are the companies co-publishing with Stockholm Trio Members?



**Karolinska  
Institutet**

Institution	Co-authored publications ↓
 AstraZeneca	496 ▼
 Novo Nordisk Foundation	142 ▲
 Johnson & Johnson	136 ▲
 Fimlab Laboratories	131 ▲
 MOH Holdings Pte Ltd.	130 ▲
 GlaxoSmithKline	128 ▲
 deCODE Genetics	107 ▲
 Pfizer	103 ▲
 Novartis	98 ▲
 Merck	90 ▼












**KUNGL  
TEKNISKA  
HÖGSKOLAN**

Institution	Co-authored publications ↓
 Ericsson AB	207 ▼
 ABB Group	147 ▼
 AstraZeneca	123 ▲
 Scania AB	112 ▲
 Vattenfall	88 ▼
 VTT Technical Research Centre of Finland Ltd.	87 ▼
 Sandvik AB	84 ▲
 SINTEF	58 ▲
 Novo Nordisk Foundation	50 ▲
 IBM	47 ▼



**Stockholm  
University**

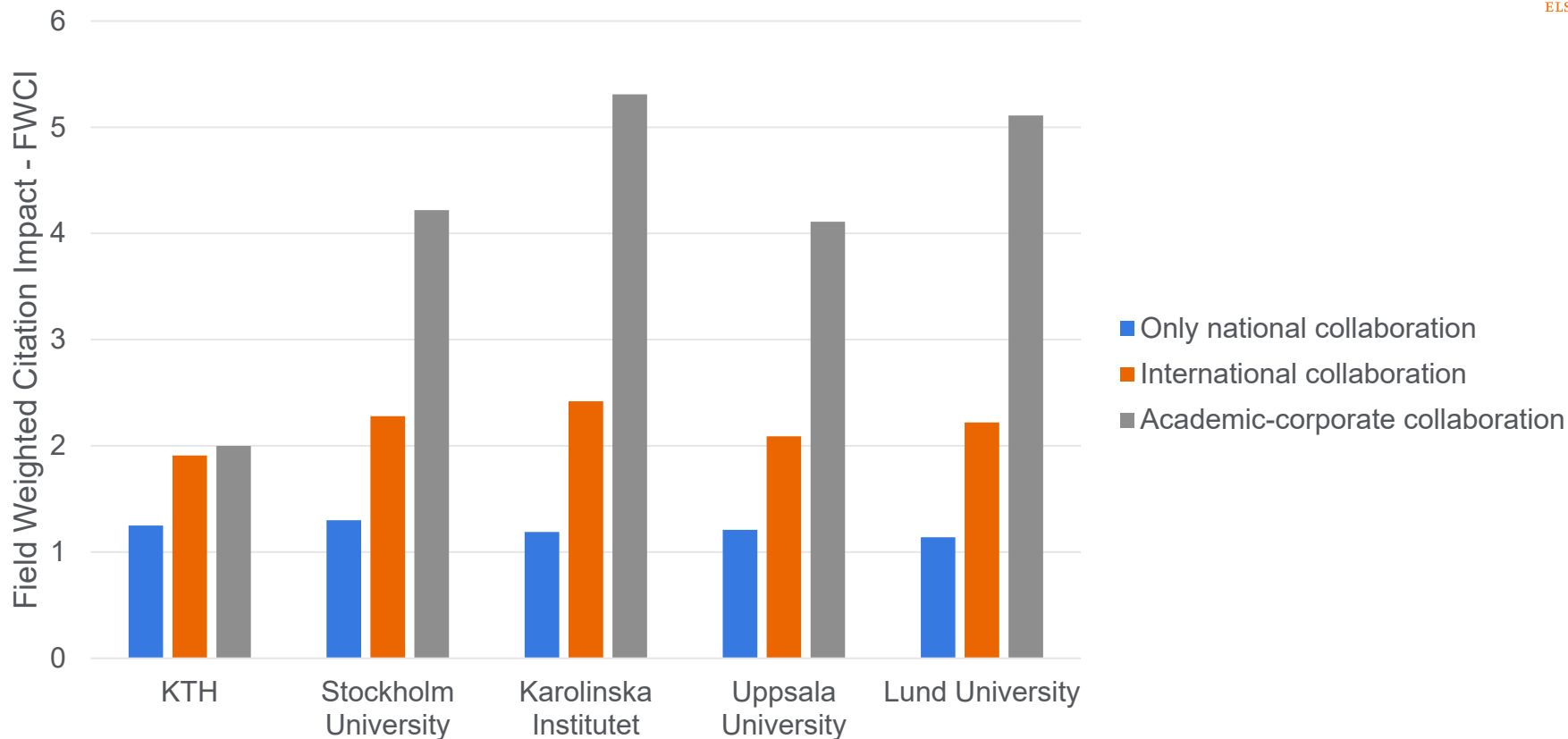
Institution	Co-authored publications ↓
 AstraZeneca	130 ▲
 Novo Nordisk Foundation	57 ▲
 Fimlab Laboratories	42 ▼
 IBM	37 ▼
 GlaxoSmithKline	32 ▼
 deCODE Genetics	27 ▲
 Eureka Scientific, Inc.	25 ▼
 Genentech Incorporated	25 ▲
 SINTEF	24 ▲
 Praxis, Inc.	23 ▼

## **Poll 2:**

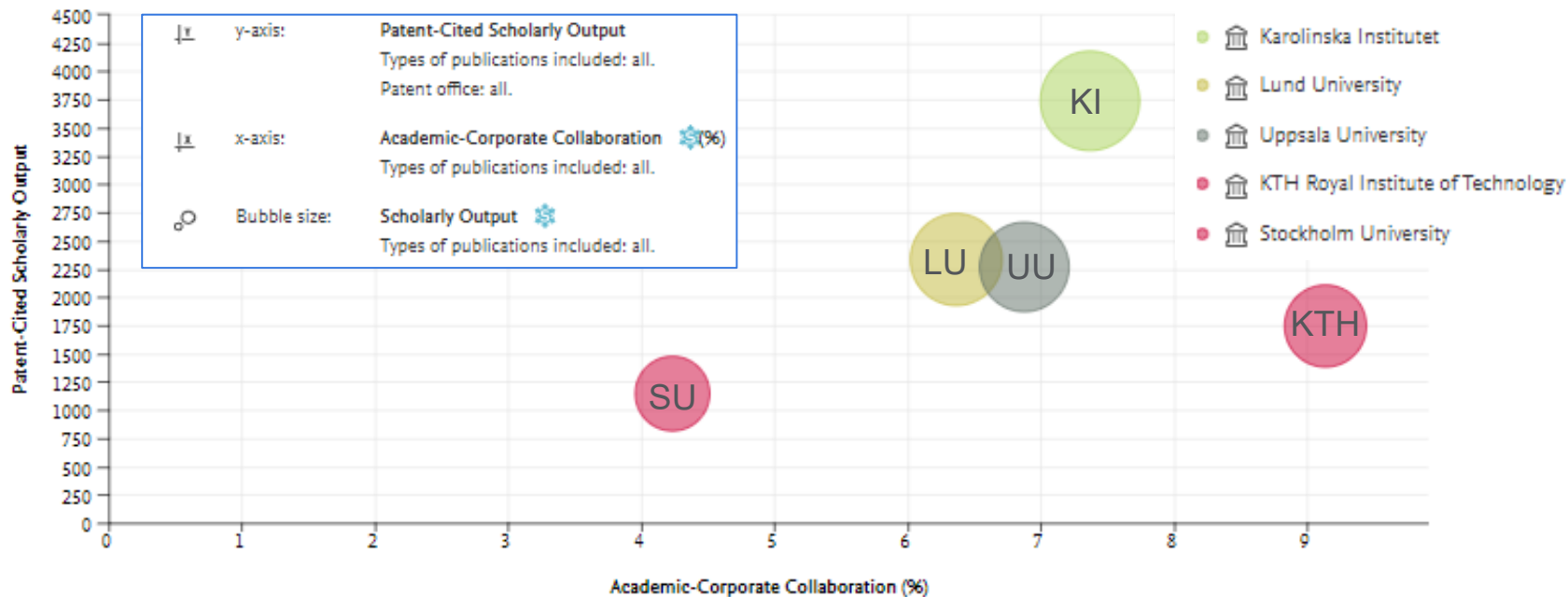
**Raise your hand if you think that co-publishing between Academia and Industry leads to HIGHER Academic Impact (citations)**



# Academic Impact of Collaborations



# Comparing Five Swedish Institutions



# Global Innovation Competition of Cities

“新型科技信息服务支撑国家科技创新和产业发展”  
战略研究论坛

论坛  
FORUM



Elsevier **Research Intelligence**  
for every step of the research lifecycle

Scopus®  
SciVal  
Pure  
Digital Commons®

Funding  
Institutional  
Data Monitor  
Expert Lookup

Analytical  
Services  
Science-Metrix



光明科学城论坛·2023  
GUANGMING SCIENCE CITY FORUM 2023

**Poll 3:**


**Do you think it is IMPORTANT to know how competitive your city is on an aggregated bases (all knowledge producing actors)**

**If YES, raise your hand!**





# Global Innovation Competition of Cities



2015



2023

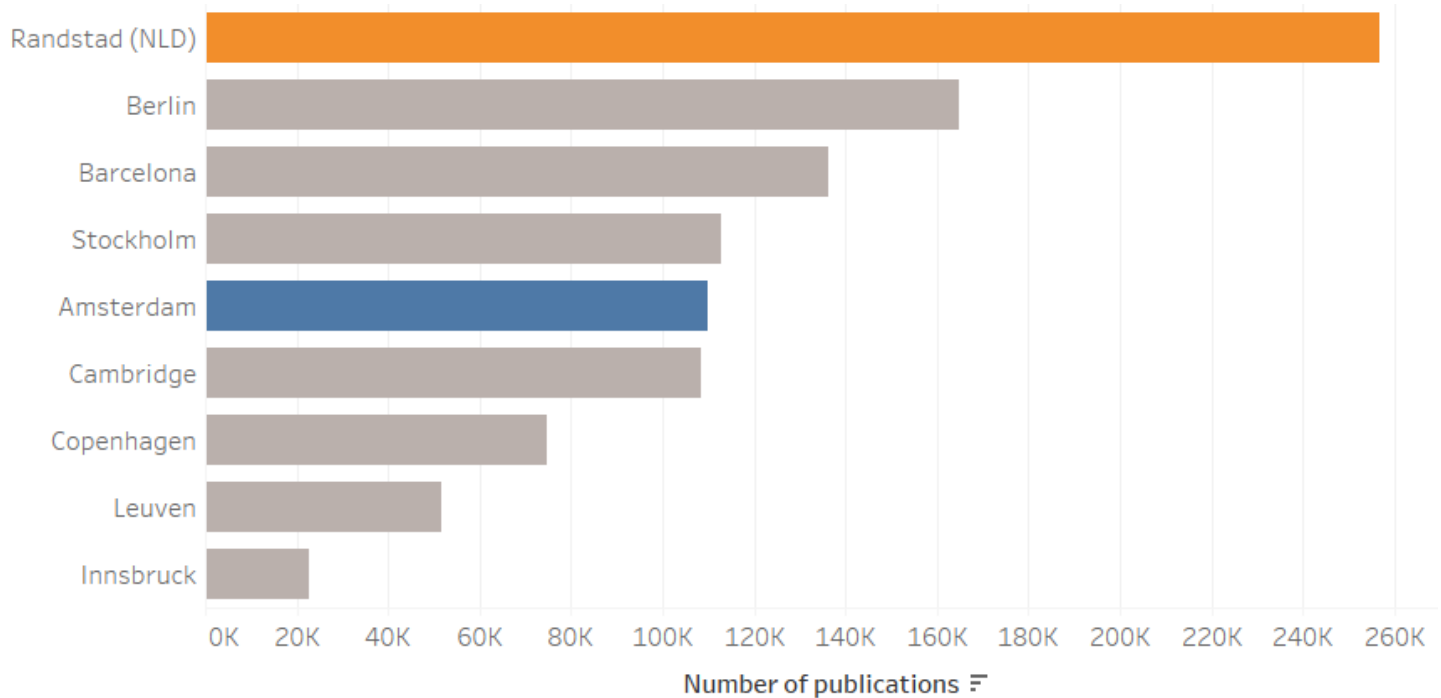
*The data in this report are extremely valuable for the city of Amsterdam and our university. It is crucial to be able to support our strategy with data.*

**Prof Mirjam van Praag, PhD**

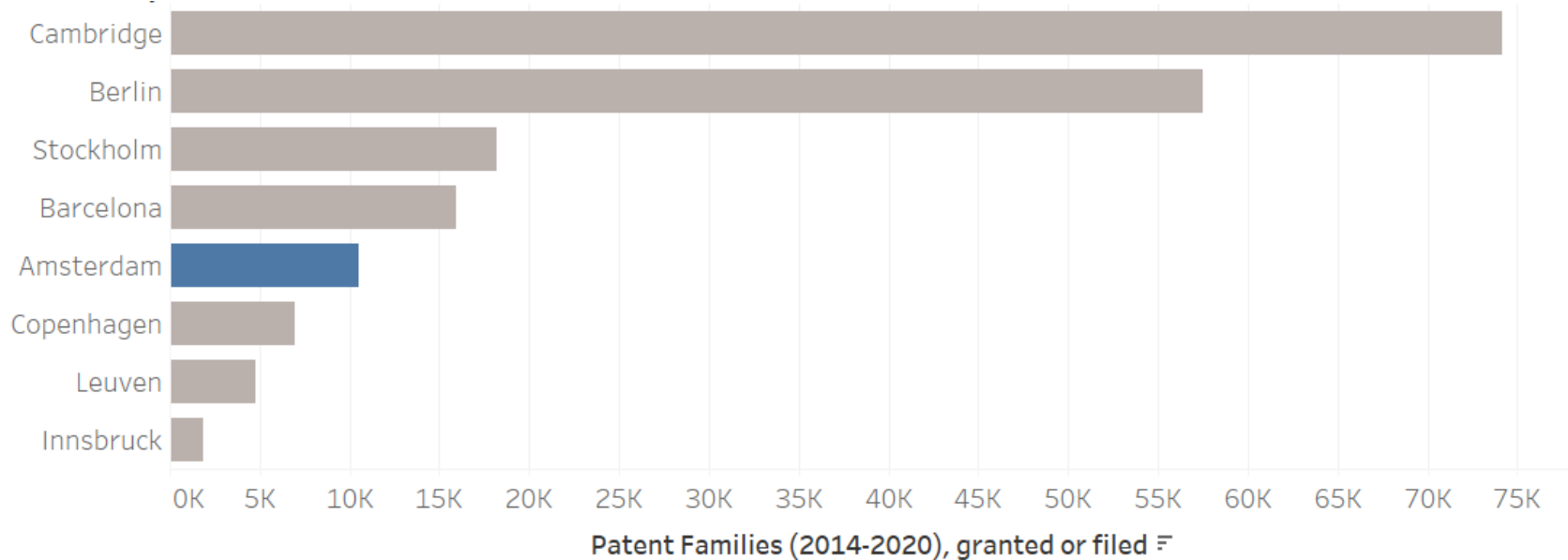
President of the Executive Board and Professor of Entrepreneurship  
Vrije Universiteit Amsterdam



# Amsterdam's publication output vs other European cities



# Patent families by Amsterdam versus other European cities.



---

*A patent family* represents a set of related patents associated with a single invention filed in multiple locations

## Contents

**Page 1** Gross value added of selected industries in

**Page 2** UK Innovation Survey 2021 results

**Page 3** Innovate UK funding awarded to Local Ent

**Page 4** Business counts over time: selected indust

**Page 5** Employee counts over time: selected indus

**Page 6** Peer reviewed literature where an Oxfords

**Page 7** Geographic distribution of innovative com

**Page 8** Counts of businesses and companies by dif

**Page 9** Data sources

### Geographic distribution of innovative companies

View:  
Pointmap

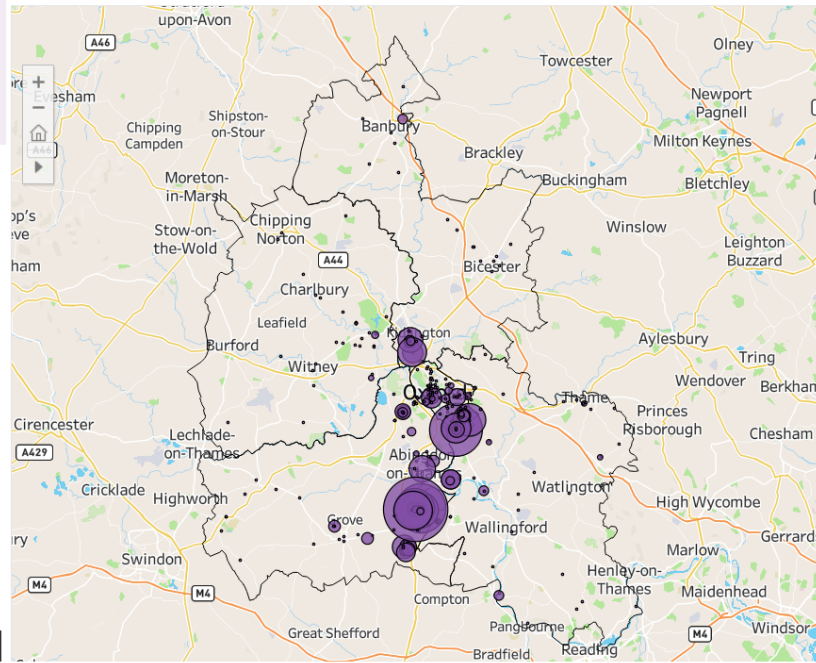
Show companies that:  
Identify their industry as R and D (natural scien...

Company circle size (pointmap):  
By number of Scopus publications since 2013

Company name and circle size value: (click on company name to filter map)

HR WALLINGFORD LIMITED, ..	367
EVOTEC (UK) LIMITED	204
OXFORD NANOPORE TECHN..	136
IMMUNOCORE NOMINEES LI..	128
TOKAMAK SOLUTIONS EBT ..	118
QUINTESSA TRUSTEE LIMIT..	94
OXITEC LIMITED, OXITEC I..	76

Show notes



# More questions than answers..

- Are the type of data discussed useful (hopefully) to support strategy?
- What is the most challenging data to gather?
- What is best combination of Quantitative/Qualitative metrics?

## Feel free to contact:

email: [a.karlsson@elsevier.com](mailto:a.karlsson@elsevier.com)

Twitter: [@AKTokyo](https://twitter.com/AKTokyo)

LinkedIN: [www.linkedin.com/in/anderskarlssontokyo/](https://www.linkedin.com/in/anderskarlssontokyo/)

